

Switzerland

Rank Score (0.000 = inequality, 1.000 = equality)

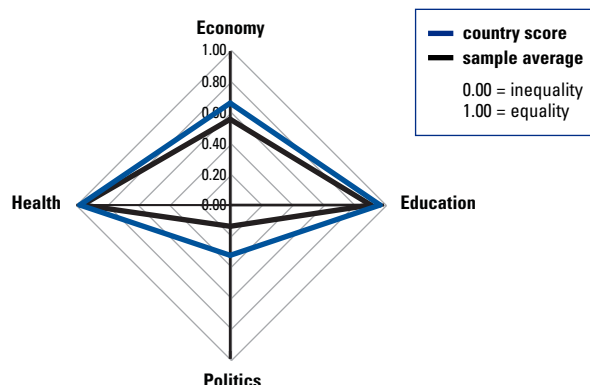
Gender Gap Index 2008 (out of 130 countries) **14** **0.736**

Gender Gap Index 2007 (out of 128 countries) **40** **0.692**

Gender Gap Index 2006 (out of 115 countries) **25** **0.700**

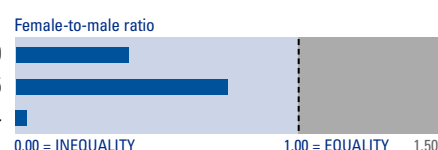
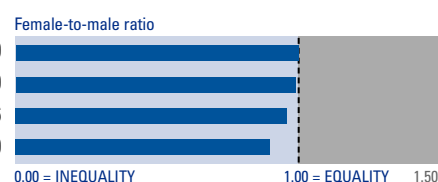
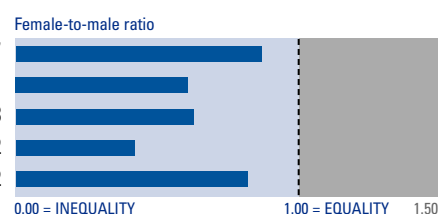
Key Indicators

Total population (millions), 2006	7.55
Population growth (%)	0.72
GDP (US\$ billions), 2006	267.88
GDP (PPP) per capita	36,046
Mean age of marriage for women (years)	29
Fertility rate (births per woman)	1.40
Year women received right to vote	1971
Overall population sex ratio (male/female)	0.97



Gender Gap Subindexes

	Rank	Score	Sample average	Female	Male	Female-to-male ratio
Economic Participation and Opportunity	54	0.663	0.587			
Labour force participation	26	0.87	0.69	76	87	0.87
Wage equality for similar work (survey)	84	0.61	0.64	—	—	0.61
Estimated earned income (PPP US\$)	39	0.63	0.51	25,056	40,000	0.63
Legislators, senior officials, and managers	52	0.42	0.28	30	70	0.42
Professional and technical workers	71	0.82	0.72	45	55	0.82
Educational Attainment	88	0.975	0.929			
Literacy rate	1	1.00	0.87	99	99	1.00
Enrolment in primary education	83	0.99	0.97	89	89	0.99
Enrolment in secondary education	98	0.96	0.92	80	84	0.96
Enrolment in tertiary education	89	0.90	0.86	43	48	0.90
Health and Survival	56	0.978	0.958			
Sex ratio at birth (female/male)	1	0.94	0.92	—	—	0.95
Healthy life expectancy	68	1.06	1.04	75	71	1.06
Political Empowerment	11	0.327	0.163			
Women in parliament	23	0.40	0.21	29	72	0.40
Women in ministerial positions	7	0.75	0.17	43	57	0.75
Years with female head of state (last 50)	24	0.04	0.13	2	48	0.04



Additional Data

Maternity and Childbearing

Births attended by skilled health staff (%)	100.00
Contraceptive prevalence, married women (%)	82
Infant mortality rate (per 1,000 live births)	4
Length of paid maternity leave	98 days
Maternity leave benefits (% of wages paid)	80
Provider of maternity coverage	Social security
Maternal mortality rate (per 100,000 live births)	5
Adolescent fertility rate (births per 1,000 women aged 15-19)	4.42

Education and Training

Female teachers, primary education (%)	79
Female teachers, secondary education (%)	47
Female teachers, tertiary education (%)	31

Employment and Earnings

Female adult unemployment rate (%)	5.10
Male adult unemployment rate (%)	3.90
Women in non-agricultural paid labour (% of total labour force)	47
Ability of women to rise to enterprise leadership*	4.74

Basic Rights and Social Institutions**

Paternal versus maternal authority	0.00
Female genital mutilation	0.00
Polygamy	0.00
Existence of legislation punishing acts of violence against women	0.25

*Survey data, responses on a 1-to-7 scale (1 = worst score, 7 = best score)

**Data on a 0-to-1 scale (1 = worst score, 0 = best score)